

MHPCG Oct-Dec 2017 NEWSLETTER

Mile High Polymer Clay Guild



The President's Address:

President's Letter

We are closing out the end of the year with some huge news. We have moved to a new location after being at Lochwood Christian Fellowship for the last 11 years. Our new location is less than a mile away. **Green Mountain Presbyterian Church 12900 West Alameda Parkway Lakewood 80228.** (Follow the wheel chair ramp down to the lower level). It's huge!!! Close to 3,000 square feet. Tiled floor and air conditioning. And it has a large lockable storage room for all our stuff. We will have access to a commercial kitchen. And it's wheel chair accessible. It's perfect and I cannot wait for you all to see it!!! We moved everything over to the new place after November's meeting. I know that many of you were with family that weekend, with it being Thanksgiving and all, but we actually had quite a good turnout. Everyone worked so hard and it was a very smooth transition. A huge thank you to everyone that worked so hard in helping the move go so smoothly.

The dates and times for our meetings will remain the same with the exception of May, August and October. The church already has things scheduled on the fourth Saturday of those months. May and October will be the third Saturday.

Unfortunately there are no open weekends in August. So we will not be meeting that month.

It is really important that we increase membership. So let's all brainstorm on some ways that we can do that. With the meeting space being much larger we have the room to grow.

Our annual SILENT AUCTION is in January during our Holiday Recovery Pary. This is our once a year fund raiser for the guild. In the past we have asked that the items be polymer clay related. This year we would like to open it up to whatever you would like to donate.

It has been a very creative and colorful 2017. We get to start 2018 in our new location. I am very excited to start this new chapter.

Guild News: new location

**Green Mountain Presbyterian Church
12900 West Alameda Parkway
Lakewood 80228**

Due to previous church bookings, some of our clay dates have changed. Mark your calendars!

MHPCG's 2018 Clay Day dates.

Jan. 27th- our **Holiday Recovery Pary, look for e-mail for details**

Feb. 24th

Mar 24th

Apr. 28th

May 19th (3rd Sat) Church function on our 4th Sat.

June. 23rd

July. 28th

August- no Clay Day...(all church weekends were filled up prior to our move)

Sept 22th

Oct 20th (3rd Sat) GMPC's Annual Community Halloween party

Nov 24th

Dec- no Clay Day

Library News: Polymer Clay Arts Spring 2014-Winter 2016 available for viewing during meetings

FUTURE EVENTS: **Jan. 27, 2018** our Holiday Recovery Pary;

Feb. 24, 2018 Critters Swap at Clay Day. Sign up Deadline is Jan. 27 , 14 max to sign up, plus 1 for the guild swap box. Guidlelines: under 2 inches; a pin, pendant, 3-D stand alone; your choice. Let Julie and/or Pam know if you want in.

Interested in teaching a 1 day class (for profit) for guild members? Turn in a proposal to Kari or Sue. A proposal form will be available for download on the website soon.

Interesting web sites/videos

many Russian videos https://www.youtube.com/channel/UC5KS-ThMuWmaxGst9_7tUKQ
flower petals (Russian) <https://www.youtube.com/watch?v=HnaLZvnPzm0>
roses (Russian) <https://www.youtube.com/watch?v=I2pd5wdnY24>
(Russian) cabs <https://www.youtube.com/watch?v=xRYodYwZmHI&feature=youtu.be>
white clay earrings <https://www.youtube.com/watch?v=w15vGqYYmiM>
sanding <https://www.youtube.com/watch?v=3bJB2vOz0qc&feature=youtu.be>
wire wrap them <https://www.youtube.com/watch?v=pvHLkihJHq8>
dragon scale tool https://www.youtube.com/watch?v=cal0_9vKVxU
chalk,lace (pearlex) <https://www.youtube.com/watch?v=WICkk09uIsY&app=desktop>
<https://www.youtube.com/watch?v=KJtdzKWjB04>
https://www.youtube.com/watch?v=W8sztou_GHs
silk screen, pearlex https://www.youtube.com/watch?v=_AxxurKd0sU
pearlex leaves necklace <https://www.youtube.com/watch?v=q041UnU1-Dk>
<https://www.youtube.com/watch?v=6BdosIz8IXM>
pearlex, gum arabic <https://www.youtube.com/watch?v=7EmEmd7daGs>
Kroma Crackle - Michael DeMeng's Demented Derma Technique <https://www.youtube.com/watch?v=KfR3V3JWd5I>
DIY Plunger clay cutter <https://www.youtube.com/watch?v=Jgt2fbKGrXY>
SUPER CLAY CUTTERS - Reshape your Dotties <https://www.youtube.com/watch?v=h3wLy2AYLZY>

NOTES:

During normal clay days the guild will no longer assign snacks. We will still have coffee and hot water for tea but any food brought to meetings is voluntary. Bring your own lunch or snack. Share or not. We are gathering to play with clay and visit. Eating is optional.

New (& Old Officers) 2017-18:

President: Kari

VP Membership: Sue

Treasurer: Sherilyn

Secretary: Bertha & Lynda B

Library: Tina G. & Stan

Website: Bertha (temporary helper)

Store: Kari

Swaps: Julie A & Pam

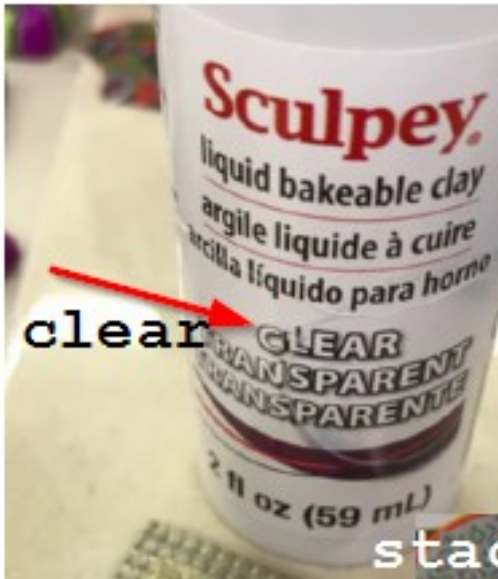
Refreshment, coffee Cart: Janice

Demos: Suzanne J


Ovens: Cheryl

Group Orders/Goody Bags: Kari

Cool items seen at the Oct 2017 Retreat



clear



tool bag

stacking stamps



Hemisphere Bowl Set - 3 pieces



bowls

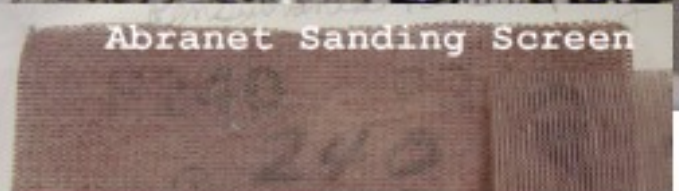


makes ridges on snakes of clay



Black lace nail art, Amazon, e-bay

Abranet Sanding Screen



Oct 2017 Retreat photos
(Polymer Week drawing winners)



Christi Demo, scratch,
pearlex, tape



Various Oct 2017 retreat art



Megan



Tina G



Tami



Barb



Patty



Tracy



Joyce



Janice

Oct 2017 Retreat Folks




Nov 2017 Clare demo, Moving Day



Clare silk screen demo, paints, chinks



cool roller



down ramp to new place



Packing up



new place

COLOR RECIPE COLLECTION #51--- Neutrals-Greens and Taupes

This color collection is for those of you who use brownish greens and greyish browns, or taupes. The four taupe colors in this collection could also be used for skin colors. The green tones would be useful for landscape and flower canes or with plant type sculptures. This collection of colors would also make for a great camouflage cane or similar work.

These probably are not what most folks would consider exciting colors, as neutrals are often considered bland. But if have every owned a pair of light brown khaki pants, you'll know they go with a wide range of colors. I have started to use more neutrals in my own cane work, and I find they are surprisingly versatile.

Premo colors you will need to mix this collection are: White, Ecrú, Spanish Olive, Jungle, Rhino Grey, Wasabi, Burnt Umber, Black, Beige and Raw Sienna

#1 Light Camo Green

10 parts Premo White
1 part Premo Ecrú
1 part Premo Spanish Olive
1 part Premo Jungle

#2 Medium Camo Green

2 parts Premo Rhino Grey
2 parts Premo Jungle
1 part Premo White
1 part Premo Wasabi

#3 Chocolate Ash Taupe

2 parts Premo Burnt Umber
1 part Premo Black
1 part Premo Rhino Grey

#4 Medium Dark Grey

2 parts Premo Rhino Grey
1 part Premo Black

#5 Medium Granite Taupe

4 parts Premo Rhino Grey
2 parts Premo Beige
1 part Premo Burnt Umber
1 part Premo Raw Sienna
1 part Premo Black

#6 Lighter Stone Taupe

4 parts Premo Ecrú
3 parts Premo Beige
3 part Premo White
1 part Premo Rhino Grey
1 part Premo Black

